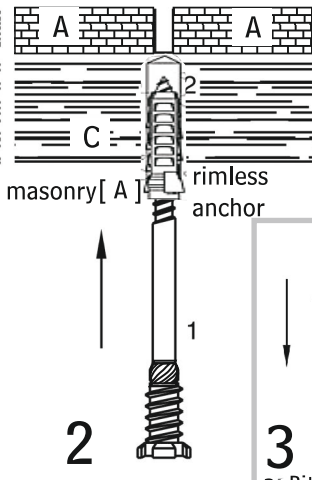


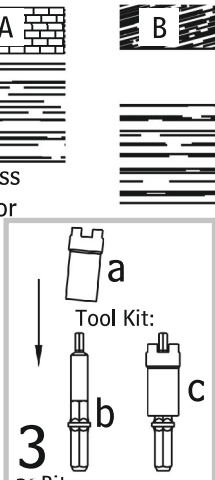
**1** Wood to wood / Wood to Masonry: use 5/16" drill size only to pre drill frame/jamb - same pre drill hole in both - wood and concrete.

A: Masonry  
 B: Wood  
 C: Door frame | Jamb | etc.  
 D: Drill size 5/16"  
 E: Drilling machine | Chuck

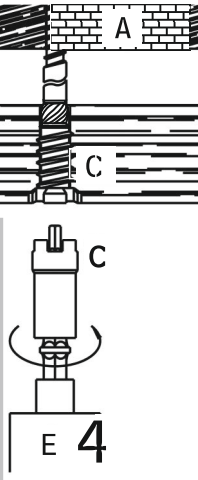


**2** Wood to wood: Drive TopStar through frame or jamb into rough opening frame.

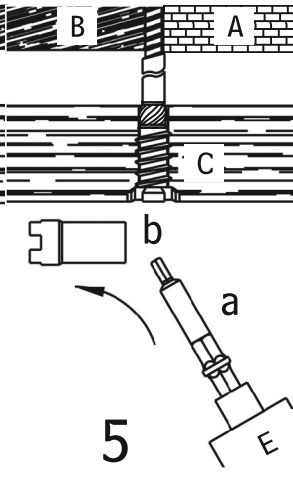
Wood to masonry: Put rimless anchor on point of TopStar and push it through wood



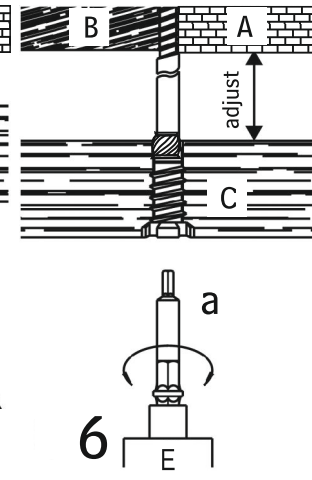
**3** Assembly / use of:  
 a: Bit  
 b: Crown  
 c: Bit & Crown  
 push crown [a] over bit [b] and press down to stop [c] for driving the screw.



**4** Engage crown bit into TopStar screw head and drive flush to surface of frame/jamb



**5** For adjustments, remove crown from bit.



**6** Engage bit into centre hole of TopStar screw head and adjust to your requirements.

Steps 3 to 5 are identical to work with - masonry [A] and/or wood [B] !